

SERIES MBLT | MINIATURE SUBMERSIBLE LEVEL TRANSMITTER

FEATURES/BENEFITS

- Slender 0.63" (16 mm) diameter design fits in narrow openings
- Constructed for years of trouble free service with welded 316 SS body and 316 SS nose cap
- Body top is 316 SS and tapered to prevent damage or snares when pulling the unit out of the installation
- Low power voltage output models are ideal for remote level monitoring with rechargeable battery and solar panel
- Maintenance free filter on vent tube eliminates particulate water droplets from entering the transducer
- Incorporates lightning and surge protection, eliminating both power supply surges and lightning ground strike transients

APPLICATIONS

- Ballast tanks
- Ground water monitoring
- Surface water monitoring
- Dewatering
- Down hole/Bore hole
- Remote telemetry
- Remote flood monitoring
- Narrow conduit or pipe installations
- Remediation and environmental monitoring

DESCRIPTION

The **SERIES MBLT** Miniature Submersible Level Transmitters measure the height of liquid above the position in the tank referenced to atmospheric pressure. The transmitter consist of a piezoresistive sensing element, encased in a 0.63" (16 mm) diameter 316 SS housing. Voltage output units operate with 8 VDC of power.




Low Power Models Available

SPECIFICATIONS

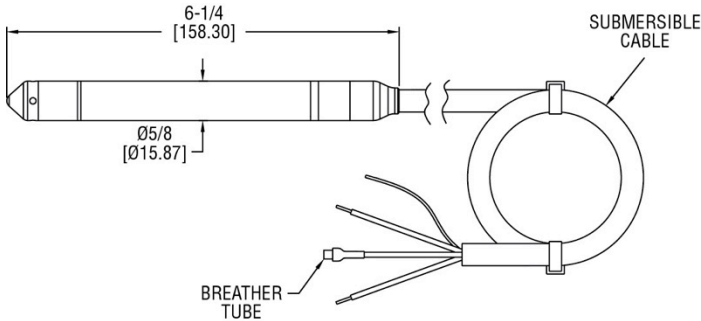
Service	Compatible liquids.
Wetted Materials	Body and nose: 316 SS; Cable: Polyether polyurethane or ETFE; Seals: Fluoroelastomer; Label: Polyolefin.
Accuracy	±0.25% or ±0.10% FS. 4.3 to 4.9 psi (10 to 11.54 in w.c.) configured ranges are ±0.30% FS accuracy.
Temperature Limits	-4 to 176°F (-20 to 80°C).
Compensated Temperature Limits	0.25%: 32 to 158°F (0 to 70°C); 0.10% FS: 32 to 140°F (0 to 60°C).
Thermal Effect	0.25%: ±0.45% FS TEB; 0.10%: ±0.30% FS TEB.
Pressure Limit	2X FS.
Power Requirements	Current Output: 10 to 33 VDC; Voltage Output: 8 to 33 VDC; 5 mA max (no load).
Output Signal	4 to 20 mA DC 2-wire or 0 to 5 V* (model depending).
Response Time	< 50 ms.
Max Loop Resistance	1000 Ω @ 30 VDC (current output).
Voltage Output Impedance	10 Ω + 4.4 Ω / 100' cable (voltage output).
Electrical Connections	Wire pigtail.
Mounting Connection	Suspended below point being monitored.
Electrical Protection	Surge/lightning protected per EN61000-4-5, Class 5.
Weight	Body: 0.235 lb (0.107 kg); Cable: 0.037 lb (0.017 kg) per foot.
Agency Approvals	CE.

*Consult factory for additional outputs.

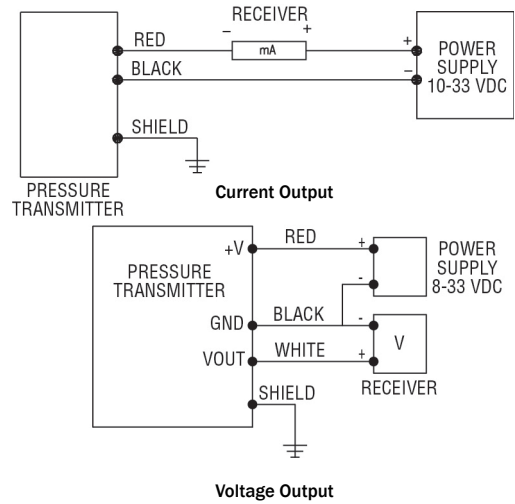




DIMENSIONS



WIRING DIAGRAM



HOW TO ORDER

Use the **bold** characters from the chart below to construct a product code

	MBLT	-2S	C	-I	V	P	P	-25	-100	-FC	
SERIES											OPTIONS
MBLT - Miniature submersible level transmitter											-FC - Factory calibration
CIRCUIT & BODY MATERIAL											CABLE LENGTH
-2S - Lightning/surge protected & 316 SS											-X - 10 to 2000' 3 to 650 m
ACCURACY											RANGE VALUE
B - 0.10% FS											-X - 4.5 to 300 psi 10 to 693' w.c. 3.2 to 211 m w.c.
C - 0.25% FS											RANGE UNITS
OUTPUT											F - Feet of water column M - Meters of water column P - psi
-I - 4 to 20 mA											CABLE MATERIAL
-L - 0 to 2 V											E - ETFE P - Polyurethane
-H - 0 to 2.5 V											
-T - 0 to 3 V											
-F - 0 to 4 V											
-V - 0 to 5 V											
-O - 1 to 5 V											
REFERENCE											
V - Vented											

ACCESSORIES

Model	Description
A-297	Desiccant filter for vent tube. Removes humidity for protection of the sensor. Changes color to show saturation.



A-297

Important Notice: Dwyer Instruments, Inc. reserves the right to make changes to or discontinue any product or service identified in this publication without notice. Dwyer advises its customers to obtain the latest version of the relevant information to verify, before placing any orders, that the information being relied upon is current.

